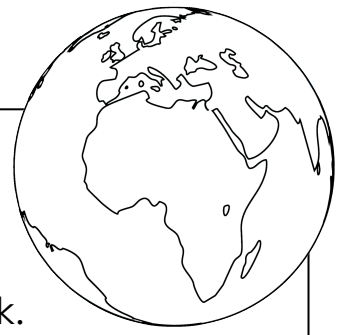

















Name: _____



Nature **WALK**

Directions: Check off the items you find on your walk.

 dirt <input type="checkbox"/>	 leaf <input type="checkbox"/>	 flower <input type="checkbox"/>
 spider <input type="checkbox"/>	 butterfly <input type="checkbox"/>	 mushroom <input type="checkbox"/>
 worm <input type="checkbox"/>	 bird <input type="checkbox"/>	 ant <input type="checkbox"/>
 bee <input type="checkbox"/>	 squirrel <input type="checkbox"/>	 sprout <input type="checkbox"/>
 tree <input type="checkbox"/>	 cloud <input type="checkbox"/>	 grass <input type="checkbox"/>

Name: _____

I Can Help the **EARTH!**



Directions: Fill out the chart. If you have more ideas, write them on the back of this page.

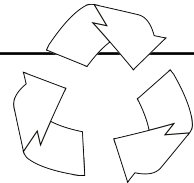
3 items I can recycle

*

*

*

2 items I can reuse



*

*

1 way I can reduce



*

Name: _____

GO GREEN!

Directions: Color the pictures that show something that is helpful to our planet.

